

2021

30
years

History.
Relations.
Solutions.



**Flyscreen
systems
Made in Italy**



30
years

History.
Relations.
Solutions.



Proudly
MADE IN ITALY





Bettio operates on national and international markets for over 30 years offering high quality flyscreens with blackout and shading fabrics, manufactured to meet even the most demanding requirements. The success of these 30 years of activity was ensured by the mission set by our founders and adopted by the Company since the very beginning: to manufacture innovative, practical, functional and, above all, high quality flyscreens. Lasting items that fit your house like a veritable piece of furniture.

Patented mechanisms, innovative solutions, product safety guaranteed by EU marking, precise and on-time deliveries and highly effective customer service before and after the sale: this is the mix thanks to which our products are now renowned and appreciated by millions of Italians and not only, owners of Bettio flyscreens.

Founded in the early 1990s, the Company started with mass production and now operates under the Bettio Flyscreens brand both in Italy and on the main international markets, through its two branches.

The first one, Made-to-measure Division, is dedicated to the manufacturing of made-to-measure flyscreens, blackout and shading fabrics and its activity focuses mainly on the Italian market. The Bars Division, founded after the made-to-measure branch, focuses on the production of semi-finished products for full length bars or DIY kits and exports over 70% of its products worldwide.

30 YEARS OF HISTORY, RELATIONS AND SOLUTIONS

1988

Bettio Service starts and manufactures the very first custom made insect screen.

1993

Bettio Group is established and focuses on the production of 6mtr bar systems.

1995

Bettio patents the Antiwind Guide for a perfect mesh grip.

2000

Clic-Clak® system is patented, the innovative and automatic opening/closing system.

2006

Bettio considers the safety a very important issue and patents its own oil-pressure brake.

2008

It is the year of SCENICA® revolution. SCENICA® is the first lateral insect screen totally free of ground rail and still today the only one in the world.

2016

Bettio rewrites the story of insect screens by introducing Picoscenica® with all the features of SCENICA® but in only 25mm width.

2018

Bettio Flyscreens today, a Group with more than 200 units personnel, has branches in 4 countries around the world and is constantly increasing.



Today Bettio offers an innovative selection of insect screens and has extended its research and production also to top quality black out and shading systems.

Utmost care of design, excellent choice of materials and strict production processes: Bettio insect screens are reliable and durable products.

Precise and on-time deliveries, a highly effective customer service and a 10 years warranty completes Bettio's offer.

30
years

History.
Relations.
Solutions.

Bettio has changed the world of insect screens and, most of all, has keep on doing so for 30 years.



The advantage: having many of them

Why choose Bettio



Four good reasons for choosing us:



FAST DELIVERY

Flyscreens are extremely seasonal products and we at Bettio know very well the importance of a fast and punctual delivery. Our company is able to reply to such necessity with an almost just-in-time production that allows our Shipping Dept. to deliver the products in very few days from the order reception.



EASY INSTALLATION

Bettio flyscreens are designed for an easy assembly, installation and adjustment, and are adaptable to many types of spaces, even irregular ones. Each flyscreen is accompanied by a specific assembly and installation manual. There are also many video tutorials available online.



AFTER-SALES TECHNICAL SUPPORT

Pre and post sales assistance means that the customer is never alone. Our Customer Service is always available for resolving any issue and for giving technical advice. Moreover, by using our online ordering system you can preview the orders status and track order fulfillment.



TOTAL RELIABILITY

Our products are made using only raw materials manufactured in Italy and in the United States. Our safety guarantee means that all our products are certified with the CE mark. Last but not least, every product is tested and given an identification label with all its specifications and CE marking.

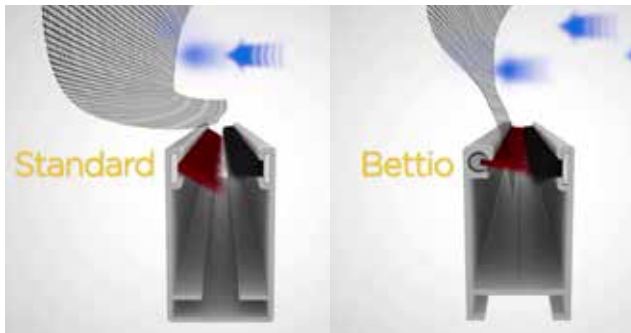
Bettio has always invested in the research and development of innovative solutions and products.

Proof of this philosophy are the numerous patents at the base of the success of our offer.

Patented Technology



ANTI-WIND SIDE RAIL



A worldwide known international patent. The system is based on a special extruded profile where a circle groove is arranged for a particular thick and long brush. **In presence of a strong wind** the brush turns within the groove because the piles are lift and trapped by **the mesh which remains locked in the guide** without ejecting.

CLIC - CLAK® CLOSING SYSTEM



Our revolutionary opening/closing system which ensures unprecedented ease of use. With the clic-clak® system you **just push the bar down or lightly pull the chain, even single handed!** It is ideal when there is little space between the flyscreen handle bar and the window frame and any opening/closing manoeuvre requiring the rotation of the handle bar would be extremely difficult.

SCENICA® PRODUCTS



The unique products in the Scenica® range are rolling flyscreens equipped with a patented mechanism that allows locking the handle bar at any point of its course, **without requiring the classic ground rail or wall mounting profile.** All this while keeping the mesh taut at any time.

The utmost care for design, excellent choice of materials and strict production processes helped us create reliable and durable products that will accompany you for many summers!

Our values



QUALITY IN CONTINUOUS GROWTH

In both design and production phases, the quality of the product is guaranteed by numerous tests carried out in the laboratory. Every single Bettio flyscreen is tested in special test frames with precision adjustments and carefully prepared for shipment only after passing the testing. Its design capabilities and dedication to quality place Bettio in a recognized leadership position, with more than 2,000 partners in 20 different countries and a production made of 1,500 tons of aluminium and 1,200,000 square metres of netting each year.



RESEARCH & DEVELOPMENT

Our engineering phase leads to the creation of a prototype (series 0), which, if considered suitable, is tested for a cycle of 10 thousand strokes (of opening and closing) corresponding to an average of approximately 7 years use. After the sequence of tests and checks, the new model is ready to be standardized, that is, considered suitable for production and included in the catalogue, with the certainty of being able to offer the market a reliable and high quality flyscreen.

Numerous international patents are a distinguishing strength of Bettio, in particular, the famous Clic-clak[®] system, special windproof rails and revolutionary Scenica[®] family series of flyscreens.



QUALITY WARRANTY

Free from insects all year long for many years! Bettio products are the only products of this kind on the domestic market with 10 years of warranty.

Such warranty is possible due to the confidence that we have in the quality of the materials used for manufacturing these accessories, ordered from the best national and international suppliers and therefore in the ability of our flyscreens and blinds in the Living range to work perfectly even after years of use and mechanical stress. This allows us to say with confidence and peace of mind that our products are of excellent quality and their durability exceeds the usually guaranteed and granted service life of any other similar products.



SUSTAINABILITY BETTIO

Bettio flyscreens are 90% recyclable.

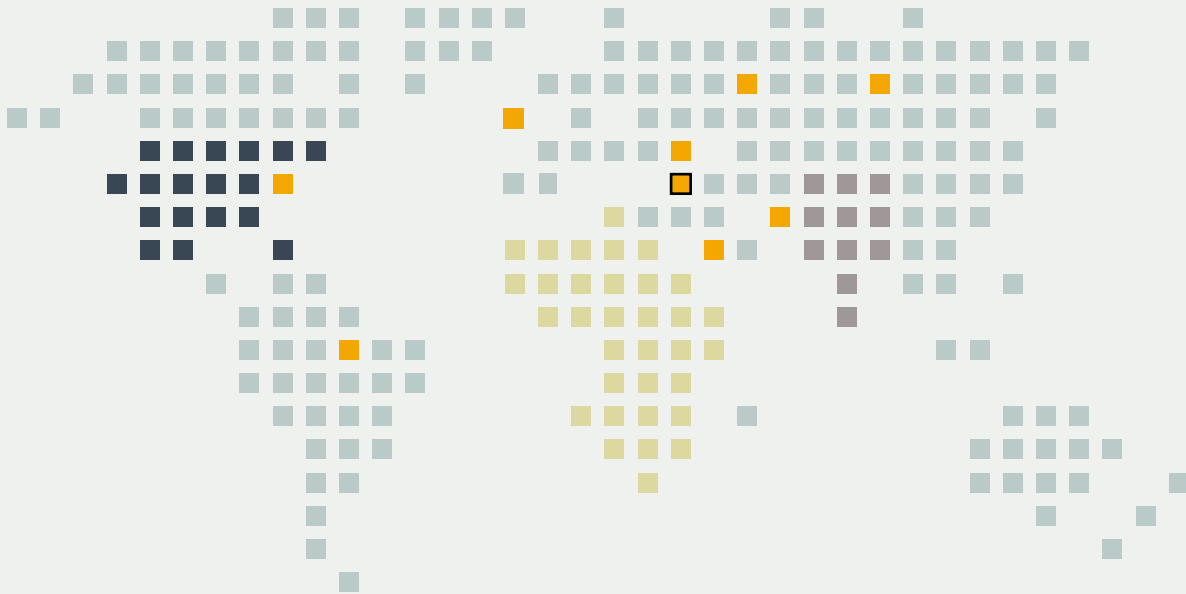
At a time when talking about “green economy” seems almost a trend, Bettio pays particular attention to the environmental impact of its own products.

This vision drives the Company to design, manufacture and offer products made of high quality, long-lasting materials, which require very little maintenance.



The single global market scenario takes on a new and decisive role,
which requires a new way of thinking and acting.

Company Global Business Market



Bettio knows no boundaries! Absolute leader within the Italian market, leader in Europe and now present throughout the world: its long established presence in all the major countries of Europe, especially countries such as Germany, Austria, Switzerland, France, Benelux and Croatia and its commercial expansion in the most recent years (thanks in part to the exposure and visibility offered by participating at the most important trade fairs in Europe) allowed the company to enter very important markets such as those within the Arabian Gulf (Saudi Arabia and UAE) and Latin America (taking advantage of the possibilities offered by its subsidiary Bettio do Brasil). And also to pave its way for expansion in North America and India, areas with almost unlimited potential.

Venice Marcon

ITALY

Headquarters

The heart of the Company including the main offices and, most of all, the production facilities for the made-to-measure insect screens.



Treviso Casale sul Sile

ITALY

Production Site

Production site recently opened and totally dedicated to the manufacture of 6mt bar and DIY kit systems.



Alessandria

ITALY

Logistics Hub

Important logistic hub for the stock and direct delivery of made-to-measure products in the North West of Italy.



Brazil

Branch

Direct branch of the company, Bettio do Brazil is based in Curitiba and is the ideal hub for the sales in the Latin America continent.



UAE

DUBAI

Branch

In an area well known worldwide for the constructions, the Dubai office is very important for the sales in the UAE and the entire Arabic Peninsula.



Croatia

Branch

Established since more than a decade, the site near Zagreb is an important support for supplying the eastern Europe.



A daily investment. A lifetime benefit.

Continuous Training



Yearly facts & figures

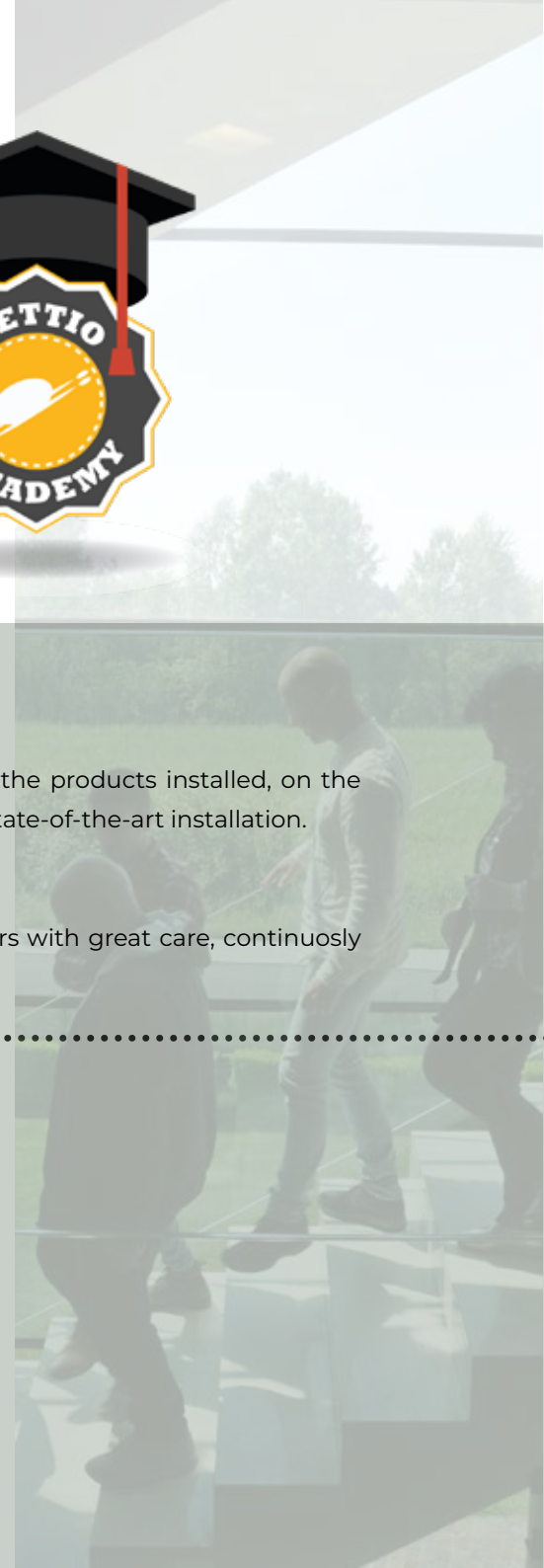
51 Training courses

1165 Companies involved

2201 Trained professionals

Customer satisfaction depends on the quality of the products installed, on the professionalism of the retailer, all enhanced by a state-of-the-art installation. It is therefore a constant teamwork!

Bettio has always treated the training of its dealers with great care, continuously updating on new courses for all of our customers.



● BETTIO ACADEMY

Deepening of basic techniques, tips & tricks and problem solving through guided practical exercises. 1st, 2nd and 3rd level courses with attainment of Qualification Diploma and recognition of Bettio Stars on the corporate reseller section web site.



● CONVENTION Bettio2gether

Presentation courses on the Bettio world and the new products. Technical and sales techniques explained. You can meet our staff and visit the Marcon and Casale sul Sile production sites.



● BETTIO SALES CONVENTION

The annual appointment for overviewing the past season, talk about technical and commercial innovations and establish the new strategies for the forthcoming seasons.



Scenica® Revolution: the first and only lateral sliding insect screen in the world totally free of ground rail celebrates its first 10 years of life.

The Revolution of the flyscreen

Scenica® products are the side-scrolling flyscreens with no floor profile and with no closing profiles. Designed for quick and easy assembly by few or even no drilling holes. They can stop in any position making the passage extremely easy. The completely revolutionary production

technology and patented systems are the strengths of Scenica® products, traditional and recessed mosquito nets with an aluminum structure and fiberglass nets. Ergonomically perfect, easy to install and to use, Scenica® Products are all distinguished by the **Bettio International**

Patent and available in different manual or automatic models, each of which responds to different space and installation requirements. Thanks to the presence of a Mobile Guide, Scenica® products can also be installed in very large rooms.

Scenica®:
revolutionary
since 2008.

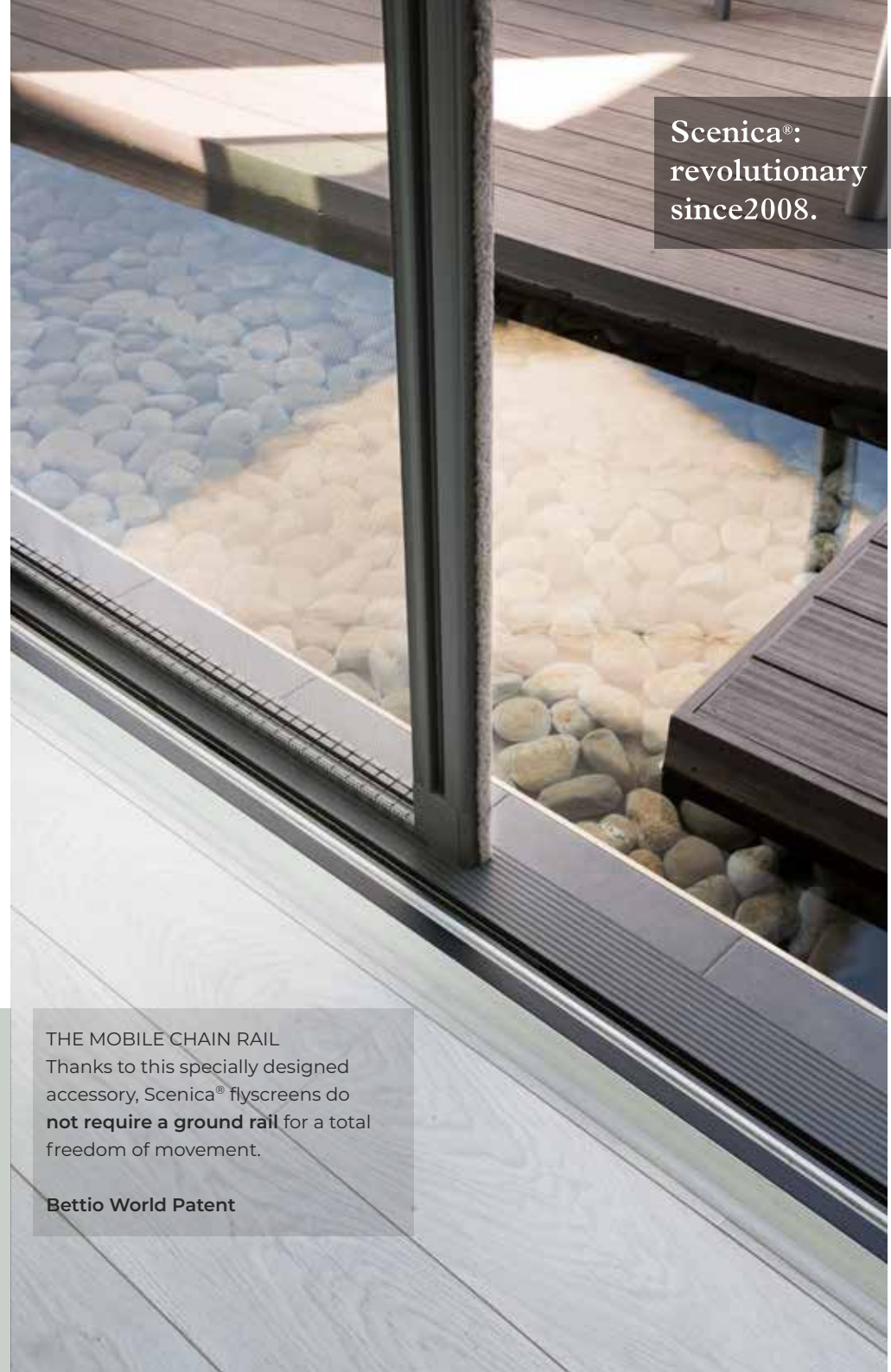
10 Years of success

Ten years of restless evolution and R&D investments that led Scenica® to offer a complete range of solutions and patents that delete any barriers and enhance both functionality and practicality. Without giving up to the quality and affordability of an item 100% Made in Italy.

Happy Birthday Scenica®!

THE MOBILE CHAIN RAIL
Thanks to this specially designed accessory, Scenica® flyscreens do **not require a ground rail** for a total freedom of movement.

Bettio World Patent





A family of excellence products

SCENICA® is composed exclusively of a box and an upper guide, without any closing profile and ground tracks. A single box is able to protect up to 2 meters wide openings, reaching 4 meters by using a double door. It is an ergonomically advanced product, easy to operate and with no architectural barriers, making it ideal for children and the elderly.



We rely on the cooperation of our customers
to develop the future.

Partnership Program

EVOLUTION IS A STORY TO BE WRITTEN BY MANY HANDS.

The production processes take most of our commitment and energy for over 30 years. How could it be otherwise? Only by continuously seeking the perfection we are able to design innovative solutions, aimed at satisfying new needs. Among many others, this is a passion which we like to share with our customers, being convinced that by merging multiple skills we will be able to achieve higher quality levels offering customised solutions.

This is why we want to keep our partners close, both current and potential ones, by establishing direct relationships, offering

exceptional technical support services in due time and using cutting-edge technical resources. The people: for them, we get up and think. We create, but not before listening. This is the only way we can manufacture reliable and durable systems, highly attractive and with cutting-edge technical features.

We want to establish long-term relationships based on mutual trust and respect, guaranteed by an engineering approach that follows the creation of the product from prototype to trial test and installation. Only the best solutions will be put


into production and included in a catalogue that will be presented every day so that we can meet the requests of our customers as best as possible.








Production site & HQ Offices



Production site & HQ Offices







- 22 SCENIpro®
- 26 SCENIpro® motore
- 28 Picoscenica®
- 32 Picoplis®
- 36 Picoplis® maxi
- 38 Revolux by Bettio® NEW
- 42 Revolux by Bettio® motore
- 44 Zelig
- 48 Adriatico
- 52 Mini
- 56 Living NEW
- 60 Moovica
- 64 Panels

SCENIPRO®




Scenipro®

Scenica®:
revolutionary
since 2008.

SCENIpro®

The top product in the Bettio range, composed of just a box and upper rail, without any side profile or ground rail.

- > All of its variants feature ultra-quick installation
- > Practical to use, thanks to its ability to lock in any position.
- > Innovative screw-free mounting with double-sided adhesive tape
- > Elegance, safety and advanced automation
































 Lateral sliding	 Built-in mount, surface or recessed installation	 Spring or motor operated	 40 mm box (66 mm with motor)
---	--	--	--


COLOURS FOR PLASTIC ACCESSORIES

 White

 Grey

Aluminum colors

								
Special	Standard	Special	Standard	Standard	Standard	Special	Special	Special
								
Special	Special	Special	Standard	Standard	Standard	Special	Standard	Special
								
Standard	Special	Special	Special					
								
Wood	Wood	Wood	Wood	Wood	Wood	Wood	Wood	Wood



- 1** **MOTORIZED SLIDING**
The optional SCENIpro® motor allows screen sliding to be mechanized with 7 different automations.
- 2** **INSTALLATION ON SLIDING DOORS AND WINDOWS**
An “adjuster end cap” makes the screen freestanding so it does not require any supporting surface behind the box.
- 3** **FLUORESCENT CHAIN TRACK**
Helps identify obstacles in dim light or at night.
- 4** **BUILT-IN INSTALLATION**
The square design of SCENIpro® makes it suitable for built-in installation.
- 5** **SIDE PROFILE**
A side profile can be installed on the single door version to rectify any out of squares.
- 6** **REVERSIBILITY**
SCENIpro® can be installed on the right or left side of the frame without inverting the profiles or changing any accessories.
- 7** **VANISHING CHAIN TRACK**
An innovative patent by Bettio allows the handle bar to release the chain track gradually.



Accessories shown in black for illustrative purposes only



ADJUSTMENTS:

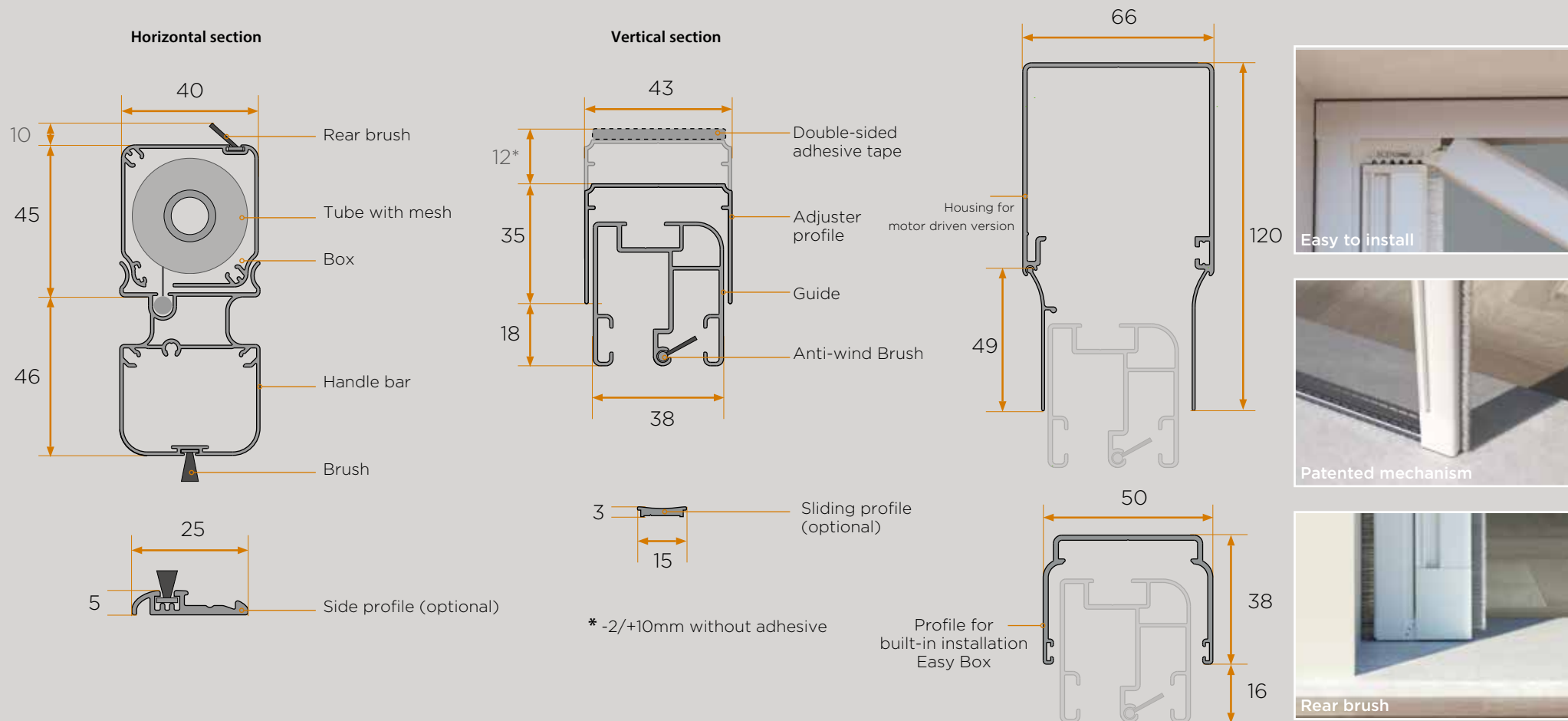
In height: **-2/+10mm** without adhesive; **+12mm** with adhesive
In width: **0/+10mm**



SUGGESTED INSTALLATION:

Door





SINGLE DOOR



DOUBLE DOOR



BUILT-IN INSTALLATION



MOTORIZED SYSTEM



SCREW-FREE INSTALLATION



Accessories shown in black for illustrative purposes only



SINGLE DOOR

Manual movement: from **400b** x **930h** mm to **2000b** x **3500h** mm
 Motor driven movement: from **600b** x **1030h** mm to **2000b** x **3500h** mm



DOUBLE DOOR

Manual movement: from **800b** x **930h** mm to **4000b** x **3500h** mm
 Motor driven movement: from **1200b** x **1030h** mm to **4000b** x **3500h** mm

SCENI*PRO*[®] Motor



Automations available and combined accessories

(Protection rate: IP20*)

AUTOMATION CODE	MOTOR	RECEIVER 433 MHz	RADIO CONTROL WITH SUPPORT	DISPLAY	SENSOR	TOUCHLESS SENSOR
A	●					
B	●	●	●	●		
C	●	●	●	●	●	
D	●	●	●	●	● (x2)	
E	●	●	●	●		●
F	●	●	●	●		● (x2)
G	●	●	●	●	●	●


In the double door, if you operate manually the leaves they open independently, while if you do it automatically their movement is synchronized.

Motor



It's the heart of the mechanical handling. Its power grants a quick and silent handling. Voltage: 220V, absorption: 0,2 A.

Receiver 433 Mhz



It allows the reception of radio signal sent by the radio control and it's the basic connection for all the external components (display, sensor and touchless sensor) through simple pins and wireless


433 Mhz radio control with wall support



Small and easy to handle, this radio control is supplied with a wall bearing and allows to manage at the best the flyscreen functions. Follow the instructions in order to control the closing, the total or partial opening of the leaves, and also the disconnection of the eventual options up to 40mtr far.

Dimensions: 35x66mm
Color: black and white

Display



Install directly in the front part of the Automation. This small but genial optional device provides clearly and intuitively all the information concerning functions and handling of the screen.

Dimensions: 47x34x6mm
Color: black


Sensor



Install in the front part of the Automation. The sensor can detect if somebody's getting close and his presence. It is possible to regulate the detecting area (see table). Attention: detecting is not granted if the sensor is placed behind a glass.

Dimensions: 221x63x30mm
Color: black

Touchless sensor



To install inside or upon the wall indifferently. You can open the screen with a light hand touch.

Range: 50-600mm

Dimensions: 88x88x45mm
Color: black and white



Radio control

Small and handy, the radio control enables the user to set up or disconnect eventual optional. The display will show the results of the same setting up.



Touchless sensor

Only a light touch of your hand to open the screen! Mostly if you're bearing something in your hands!



Sensor and display

The sensor detects us and open the screen while the display show us the active functions (working or standing sensor, etc.) just like an automatic door.

***Protection rate: IP20**
Protected against solid objects up to 12 mm.
No protection against liquids.

PICOSCENICA®



Scenica®:
revolutionary
since 2008.


PICOSCENICA®


The technical innovation and simplicity of the Scenica® family. All in a very small size, allowing the screen to be installed in a space of just 25 mm!

- > Ultra quick installation (5/10 minutes)
- > No closing profile or ground rail
- > Stops at all positions
- > Innovative installation system without screws (with double-tape)
































 Lateral sliding	 Recess and surface mount installation	 Plain mesh	 25 mm box
---	---	--	---


COLOURS FOR PLASTIC ACCESSORIES

 White


 Grey

Aluminum colors

								
Special	Standard	Special	Standard	Standard	Standard	Special	Special	Special
								
Special	Special	Special	Standard	Standard	Standard	Standard	Standard	Special
								
Standard	Standard	Special	Special					
								
Wood	Wood	Wood	Wood	Wood	Wood	Wood	Wood	Wood



- 1 STOPS AT ALL POSITIONS**
 Practical to use as the handle bar can be locked in any position.
- 2 INSTALLATION ON SLIDING DOORS AND WINDOWS**
 An “adjuster end cap” makes the screen freestanding so it does not require any supporting surface behind the box.
- 3 FLUORESCENT CHAIN TRACK**
 Helps identify obstacles in dim light or at night.
- 4 BOX GASKET**
 This special translucent nylon extrusion can be installed behind the box to correct any imperfections due to out-of-square walls.
- 5 SIDE PROFILE**
 A side profile can be installed on the single door version to rectify any out of squares.
- 6 INNOVATIVE INSTALLATION SYSTEM WITHOUT SCREWS**
 If the walls are regular, you can install the insect screen without the use of screws, thanks to a special double-tape.
- 7 VANISHING CHAIN TRACK**
 An innovative patent by Bettio allows the handle bar to release the chain track gradually.



Accessories shown in black for illustrative purposes only



ADJUSTMENTS:
 In height: **-3/+11mm** without adhesive; **+14mm** with adhesive
 In width: **0/+10mm**




SUGGESTED INSTALLATION:
 Door



Box gasket

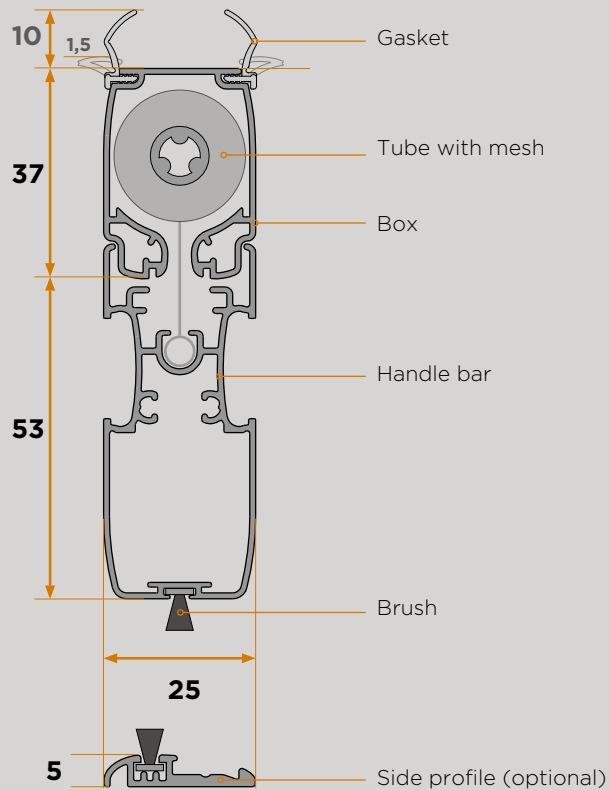


Stops in any intermediate position


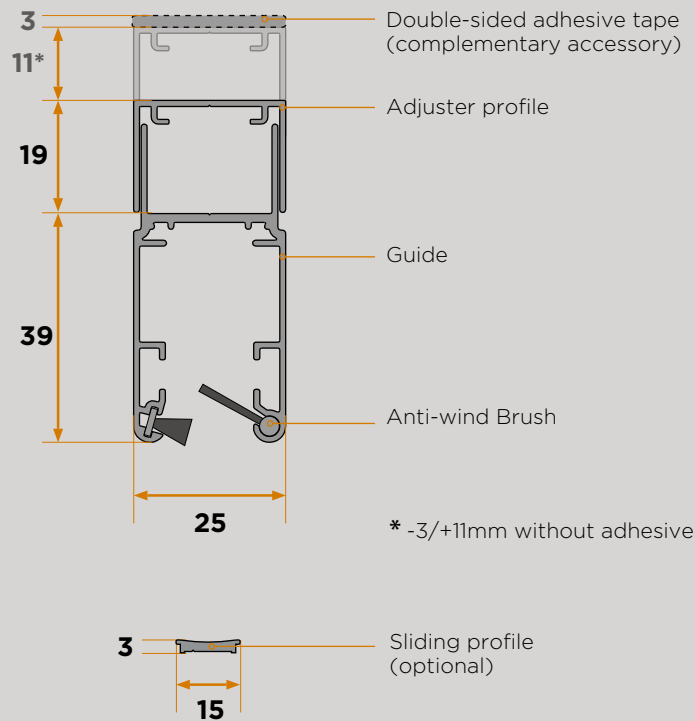


Adjustable height and width

Horizontal section



Vertical section



SINGLE DOOR



DOUBLE DOOR



VANISHING CHAIN TRACK



SCREW-FREE INSTALLATION



SURFACE MOUNT INSTALLATION



Accessories shown in black for illustrative purposes only



SINGLE DOOR

Minimum: **500b** x **580h** mm
Maximum: **1380b** x **2800h** mm



DOUBLE DOOR

Minimum: **1000b** x **580h** mm
Maximum: **2760b** x **2800h** mm

PICOPLIS®

Scenica®:
revolutionary
since 2008.


PICOPLIS®


Picoplis® combines the elegance of the pleated mesh with the technical innovation and convenience of the Scenica® family, further enhanced by simple assembly and quick and practical installation.

- Ideal for large openings
- Ultra quick installation (5/10 minutes)
- Stops at all positions
- Innovative installation system without screws (with double-tape)













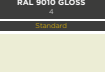
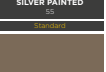
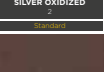
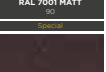
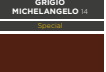


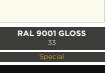
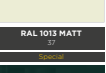










 Lateral sliding	 Recess and surface mount installation	 Pleated mesh	 25 mm box
---	---	--	---

COLOURS FOR PLASTIC ACCESSORIES

 White


 Grey

Aluminum colors

 RAL 9016 MATT 31	 RAL 9016 GLOSS 34	 RAL 9010 MATT 34	 RAL 9010 GLOSS 34	 SILVER PAINTED 35	 SILVER OXIDIZED 2	 RAL 7001 MATT 30	 GRIGIO MICHELANGELO 14	 RAL 7016 MATT 35
 RAL 9001 MATT 87	 RAL 9001 GLOSS 33	 RAL 1013 MATT 37	 RAL 1013 GLOSS 36	 BRONZE PAINTED 36	 TESTA DI PIORRO 2001 MATT 37	 MARRONE MICHELANGELO 15	 RAL 8017 MATT 38	 RAL 8014 MATT 38
 ELOX 2000 MATT 3	 RAL 9005 MATT 36	 VERDE MICHELANGELO 11	 RAL 6005 MATT 60					
 ACACIA 21	 IROKO 37	 DOUGLAS 38	 PINO 39	 RENOLIT LIGHT 38	 CILEGIO 20	 RENOLIT DARK 39	 ROVERE 22	 NOCE 60




- 1 STOPS AT ALL POSITIONS**
 Practical to use as the handle bar can be locked in any position.
- 2 INSTALLATION ON SLIDING DOORS AND WINDOWS**
 An “adjuster end cap” makes the screen freestanding so it does not require any supporting surface behind the box.
- 3 VANISHING CHAIN TRACK**
 An innovative patent by Bettio allows the handle bar to release the chain track gradually.
- 4 GREY OR BLACK PLEATED MESH**
 This type of mesh offers the maximum aesthetic value while achieving high technical performance.
- 5 SIDE PROFILE**
 A side profile can be installed on the single door version to rectify any out of squares.
- 6 SCREW-FREE INSTALLATION**
 If the walls are suitable, it is possible to install the screen without using screws, thanks to a special double-sided adhesive tape.

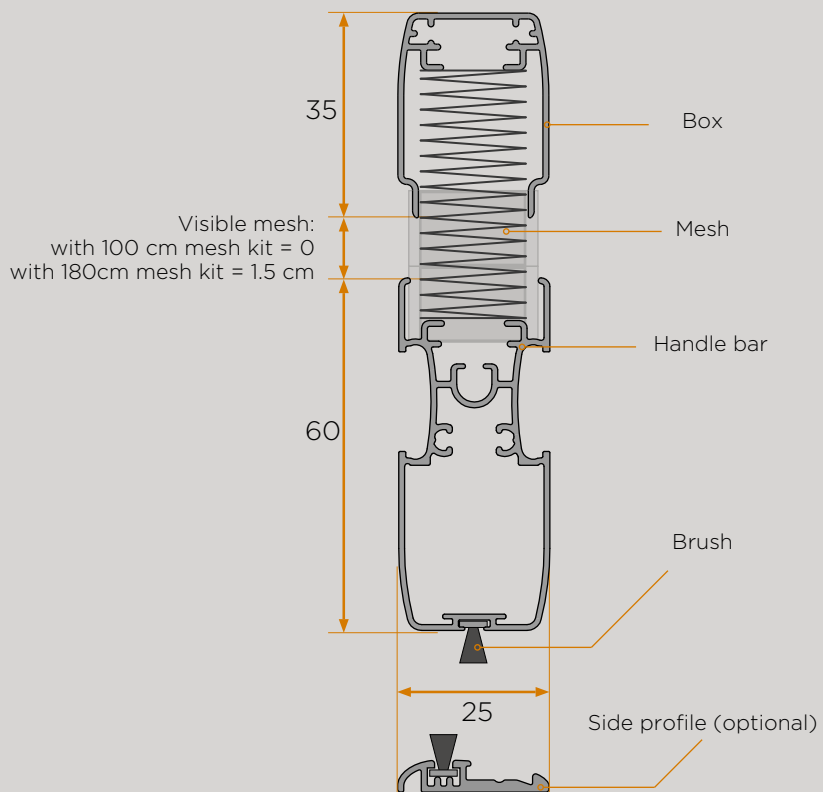


Accessories shown in black for illustrative purposes only


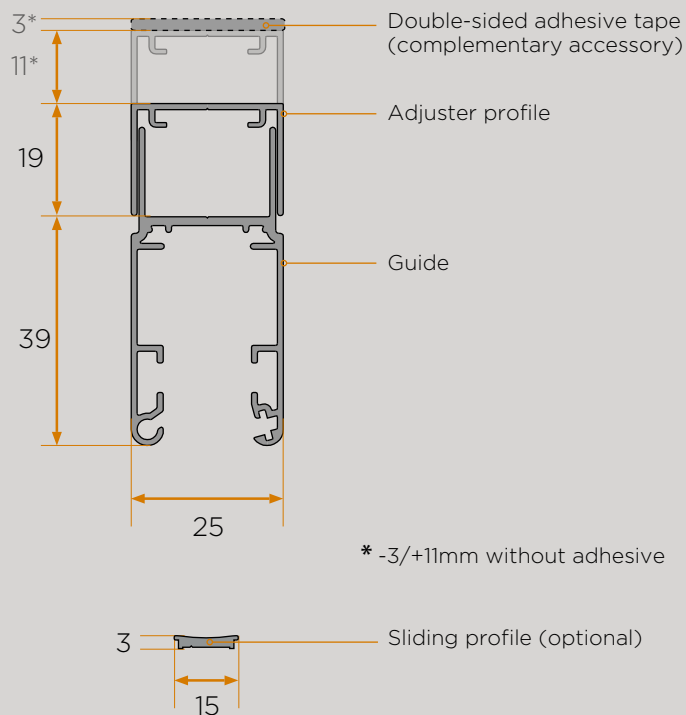
<p>ADJUSTMENTS: In height: -3/+11mm without adhesive; +14mm with adhesive In width: 0/+10mm</p>	<p>SUGGESTED INSTALLATION: Door</p>
--	---



Horizontal section



Vertical section



SINGLE DOOR



DOUBLE DOOR



VANISHING CHAIN TRACK



SCREW-FREE INSTALLATION



SURFACE MOUNT
INSTALLATION



Accessories shown in black for illustrative purposes only



SINGLE DOOR

Minimum: **500b** x **580h** mm
Maximum: **1800b** x **3000h** mm



DOUBLE DOOR

Minimum: **1000b** x **580h** mm
Maximum: **3600b** x **3000h** mm

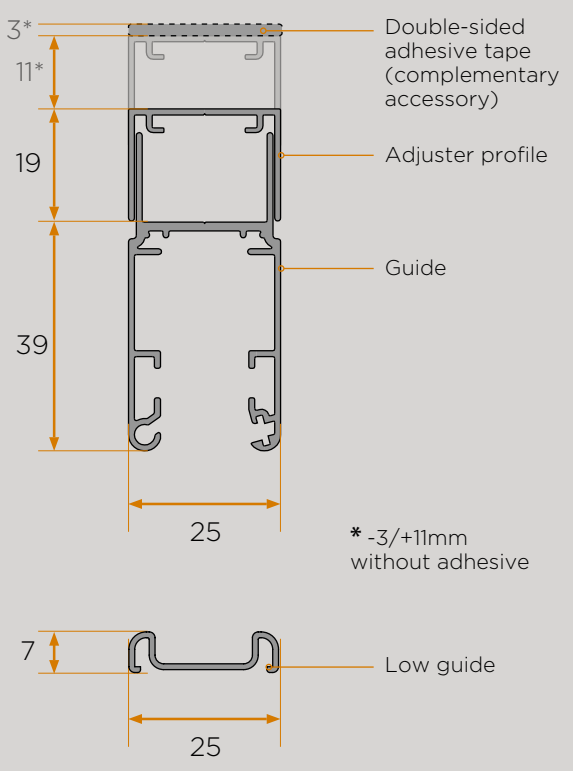
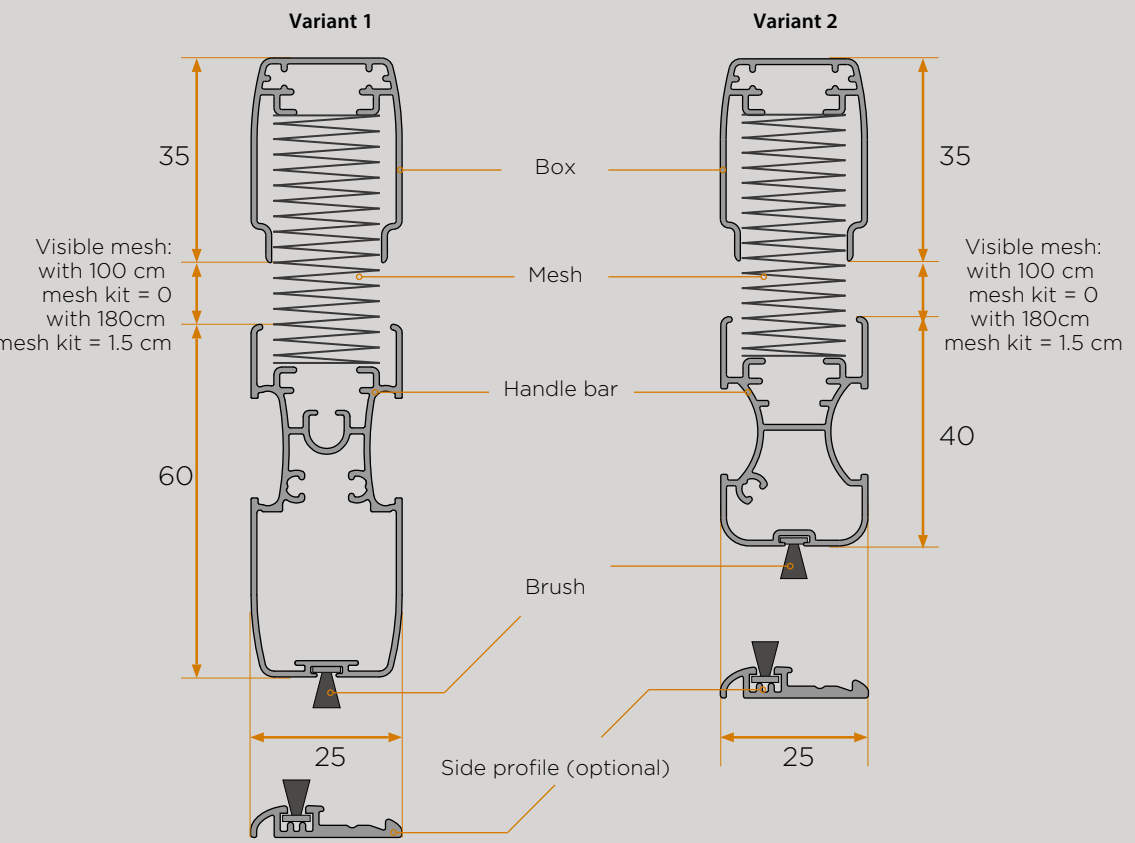
PICOPLIS® maxi



Scenica®:
revolutionary
since 2008.

Horizontal section

Vertical section



SINGLE DOOR

DOUBLE DOOR

ALUMINIUM GUIDE

SCREW-FREE INSTALLATION

SURFACE MOUNT INSTALLATION




Accessories shown in black for illustrative purposes only



VARIANT 1 - SINGLE DOOR
 Minimum: **285b** x **200h** mm
 Maximum: **1800b** x **3000h** mm

VARIANT 2 - SINGLE DOOR
 Minimum: **285b** x **200h** mm
 Maximum: **2450b** x **3000h** mm



VARIANT 1 - DOUBLE DOOR
 Minimum: **570b** x **200h** mm
 Maximum: **3600b** x **3000h** mm

VARIANT 2 - DOUBLE DOOR
 Minimum: **570b** x **200h** mm
 Maximum: **4900b** x **3000h** mm

Revolux®





by Bettio




REVOLUX by Bettio®


The first Bettio screen designed for inclined frames such as those on roof windows. Can also be installed without being screwed to the walls.

- > The rounded design makes it suitable for even the most elegant environments
- > Highly attractive on all types of frame
- > Clic-Clak® and anti-wind side rails supplied as standard
- > Can also be installed by fixing to frame without drilling the wall
- > Easy to remove to facilitate maintenance or at the end of the summer season
































 Vertical sliding	 Recess, Surface or Roof window installation	 Spring operated	 40 mm box 46 mm box
--	---	---	--

COLOURS FOR PLASTIC ACCESSORIES

 White

 Grey

Aluminum colors

								
Special	Standard	Special	Standard	Standard	Standard	Special	Special	Special
								
Special	Special	Special	Standard	Standard	Standard	Special	Standard	Special
								
Standard	Special	Special	Special					
								
Wood	Wood	Wood	Wood	Wood	Wood	Wood	Wood	Wood



Safety Brake 



★★★★★

Allows the screen to retract gradually, preventing dangerous impact if you lose grip of the handle bar.

- 1 REVERSIBLE HANDLE BAR**
 Revolux by Bettio® allows handle bar to be installed on either side or on the one most convenient for opening.
- 2 CLAMP BRACKETS FOR SCREW-FREE INSTALLATION**
 Clamp brackets allow the screen to be installed without any screwing or drilling by simply attaching the screen frame to the window frame or shutter rails.
- 3 CLIC-CLAK®**
 The only certified system for opening flyscreens easily and safely by simply touching handle bar lightly.
- 4 SPRING-OPERATED QUICK RELEASE**
 This revolutionary accessory allows the screen to be removed easily and quickly.
- 5 STANDARD INSTALLATION**
 Revolux by Bettio® can also be installed as a conventional screen (recess installation).
- 6 ANGLE BRACKETS FOR SURFACE INSTALLATION**
 These enable the screen to be installed on the surface.
- 7 CLOSING PROFILE**
 This creates a closed, compact structure, that is easy to handle and can be hermetically sealed if installed on the surface.



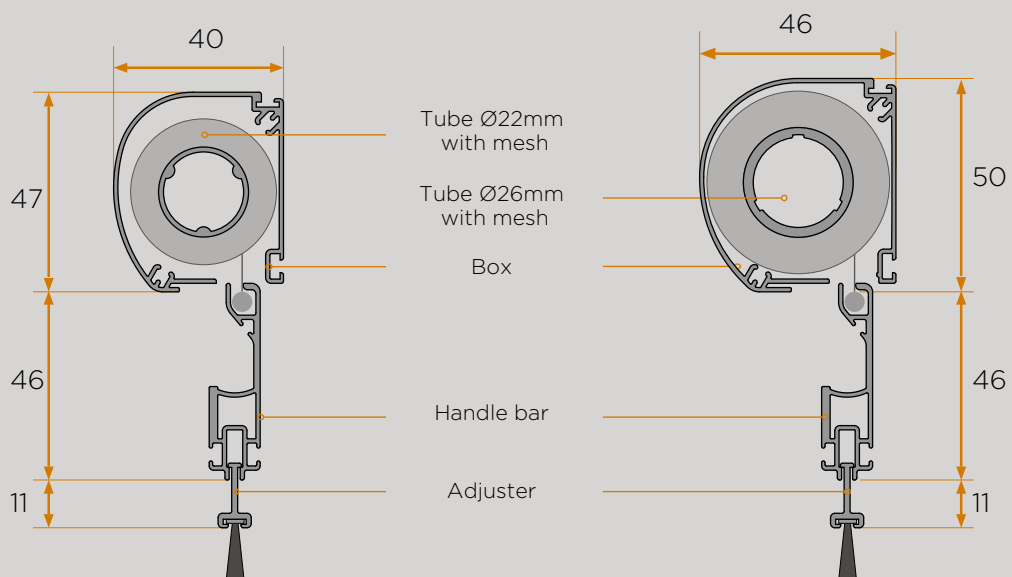
Accessories shown in black for illustrative purposes only

SUGGESTED INSTALLATION:

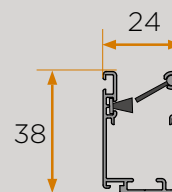
Door and window
Roof window



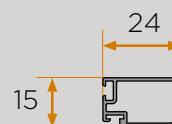
Horizontal section



Anti-wind Guide



Closing profile



Ballast (only for motor version)



STANDARD



ON DOOR OR WINDOW FRAME



ON ROLLER SHUTTER SIDE RAIL



SURFACE INSTALLATION



QUICK RELEASE



Accessories shown in black for illustrative purposes only



DOOR AND WINDOW

Minimum: **555b** x **700h** mm (With brake: minimum base of 684 mm)

Maximum: **2000b** x **2480h** mm (With 40mm box)


2500b x **2460h** mm (With 46mm box)




ZELIG

Zelig is one of Bettio's best sellers and the ideal solution for those looking for a high-class, universal product.


- > Rounded design, elegant, modern style
- > Highly versatile
- > The perfect choice for those wanting to install just one type of screen throughout the home irrespective of frame characteristics.




Vertical and lateral sliding



Recess, surface and built-in mount installation




Spring operated




42 mm box


COLOURS FOR PLASTIC ACCESSORIES



White










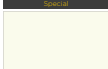

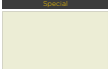






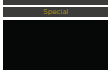
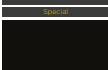
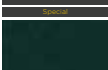
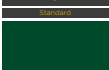

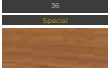









Black



Bronze

Aluminum colors

								
Special	Standard	Special	Standard	Standard	Standard	Special	Special	Special
								
Special	Special	Special	Standard	Standard	Standard	Special	Standard	Special
								
Standard	Special	Special	Special					
								
Wood	Wood	Wood	Wood	Wood	Wood	Wood	Wood	Wood




Safety Brake Optional



★★★★★

Allows the screen to retract gradually, preventing dangerous impact if you lose grip of the handle bar!

- 1 ANGLE BRACKETS**
 Angle brackets can be fixed to the box or end caps as an alternative to classic installations.
- 2 TELESCOPIC CAP HOLDERS**
 These accessories allow up to 10mm out-of-squares to be rectified.
- 3 BUILT-IN SIDE RAILS**
 Zelig can be built in using one of the special side rails, including the one with lane for roller shutters.
- 4 CHAIN OPERATION**
 An outstanding version of Zelig which includes all Bettio's most important technological features: Clic-Clak®, spring, ballast, customer's choice of chain application, end caps with visible or hidden screws and the renowned anti-wind side rails.
- 5 SURFACE MOUNT INSTALLATION**
 This type of installation also features a number of different options, from the handle bar to adjustable internal shoes.
- 6 CLIC-CLAK®**
 A practical, convenient handle bar opening and closing system developed along with Zelig.



Accessories shown in black for illustrative purposes only



ADJUSTMENTS:
+10mm with telescopic end caps



SUGGESTED INSTALLATION:
 Door and window



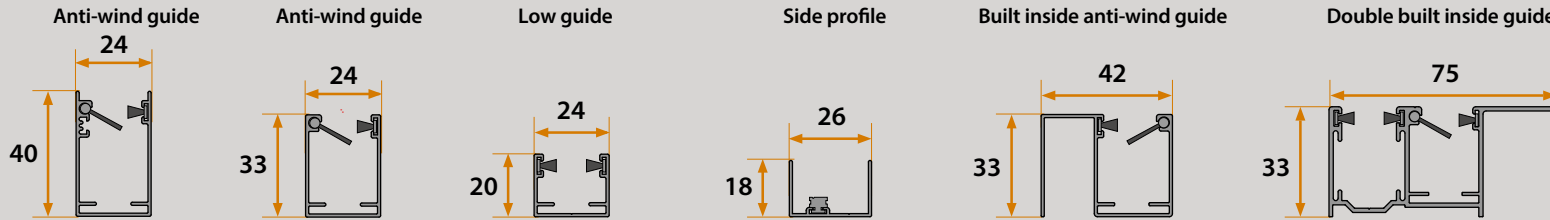
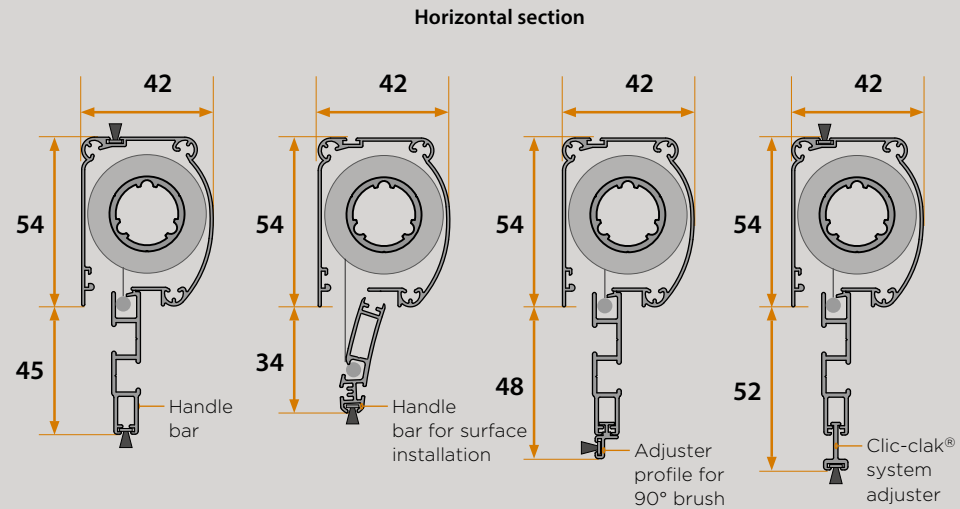
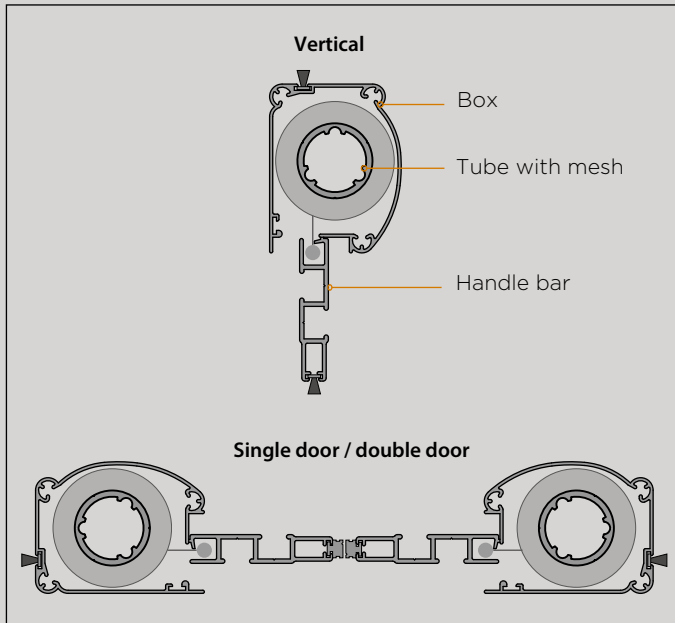
Magnetic closure



Installation with clips



Double built-in guide



CLIC-CLAK® SYSTEM



CHAIN OPERATED



SURFACE MOUNT INSTALLATION



SINGLE DOOR



DOUBLE DOOR



Accessories shown in black for illustrative purposes only



DOOR AND WINDOW

Minimum: **550b** x **700h** mm
 Maximum: **2000b** x **2480h** mm
 (With brake: minimum base of 700 mm)



SINGLE DOOR

Minimum: **700b** x **960h** mm
 Maximum: **1600b** x **2480h** mm
 (With brake: minimum height of 1100 mm)



DOUBLE DOOR





Minimum: **1400b** x **960h** mm
 Maximum: **3200b** x **2480h** mm
 (With brake: minimum height of 1100 mm)






ADRIATICO




















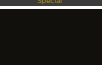
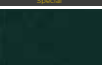










This simple, high performance flyscreen is a Bettio classic, ideal for testing the product.

- > The single box makes it easy and economical to operate
- > Can be used on doors and windows
- > Simple to assemble
- > Can be installed on different frames
- > Can be adapted to fit highly irregular frames
- > Rounded design suits all styles

 Vertical and lateral sliding	 Recess and surface mount installation	 Spring operated	 39 mm box
--	---	---	---

COLOURS FOR PLASTIC ACCESSORIES			
 White	 Black	 Bronze	

Aluminum colors

								
Special	Standard	Special	Standard	Standard	Standard	Special	Special	Special
								
Special	Special	Special	Standard	Standard	Standard	Standard	Standard	Special
								
Standard	Standard	Special	Special					
								
Wood	Wood	Wood	Wood	Wood	Wood	Wood	Wood	Wood



Safety brake  **Optional**

★★★★★

Allows the screen to retract gradually, preventing dangerous impact if you lose grip of the handle bar!

- 1 SUPPORT SPRING**
Facilitates installation by pushing outwards when compressed, thereby holding the box in place.
- 2 SINGLE BAR**
Single 39mm-wide box bar, available in 2 different mesh heights for doors and windows.
- 3 ADJUSTABLE END CAPS**
Supplied as standard, plastic end caps adjustable in width to allow screen to be installed in highly irregular frames.
- 4 ADJUSTABLE SHOES**
Supplied as standard, plastic shoes adjustable in height to enable screen to be installed in out-of-square frames.
- 5 HANDLES**
Available as an optional, handles make the handle bar easier to grip when opening and closing the flyscreen.
- 6 ROUNDED EDGES**
Sharp edges are covered with plastic protection caps for maximum safety and manoeuvrability.
- 7 ANTI-WIND SIDE RAIL**
Available as an optional, the Bettio patented anti-wind side rail prevents the mesh from becoming detached in strong winds.



ADJUSTMENTS:
+5mm with telescopic end caps



SUGGESTED INSTALLATION:
Door and window



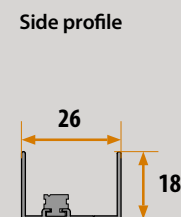
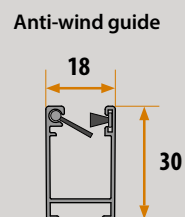
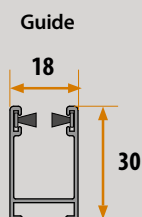
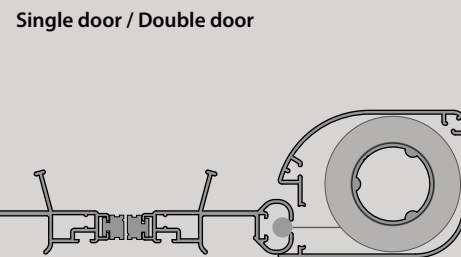
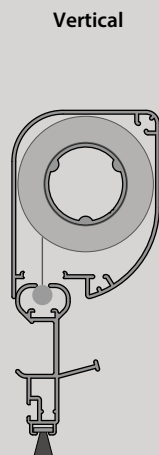
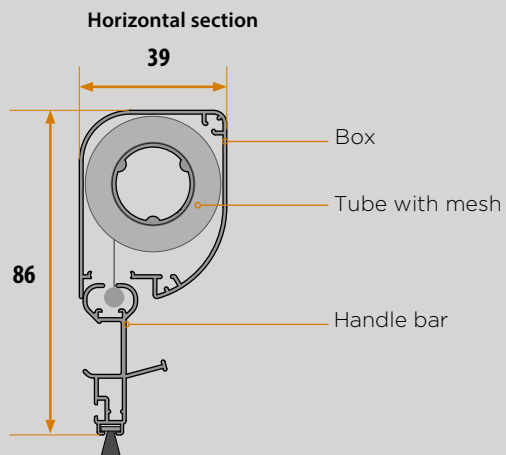
Anti-wind guide



Surface installation



Safety brake






VISIBLE SHOES

INSIDE SHOES

SINGLE DOOR

DOUBLE DOOR

SURFACE MOUNT INSTALLATION



DOOR AND WINDOW
 Minimum: **550b** x **700h** mm
 Maximum: **1600b** x **2480h** mm
 (With brake: minimum base of 750 mm)



SINGLE DOOR
 Minimum: **700b** x **960h** mm
 Maximum: **1600b** x **2480h** mm
 (With brake: minimum height of 1100 mm)







DOUBLE DOOR
 Minimum: **1400b** x **960h** mm
 Maximum: **3200b** x **2480h** mm
 (With brake: minimum height of 1100 mm)



MINI

The screen with a 31 mm box and a high visibility mesh, suitable for even the most difficult openings.




















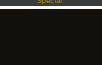
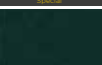










- > The maximum functionality in the smallest size
- > Support spring to simplify installation
- > Telescopic end caps as standard, for excellent adaptability
- > Easily removable ground rail, to facilitate cleaning
- > Compatible with the most advanced Bettio optional: Clic-Clak® closure, anti-wind guide, handle

 Vertical and lateral sliding	 Recess installation	 Spring operated	 31 mm box
--	---	---	---

COLOURS FOR PLASTIC ACCESSORIES

Black

Aluminum colors

								
Special	Standard	Special	Standard	Standard	Standard	Special	Special	Special
								
Special	Special	Special	Standard	Standard	Standard	Standard	Standard	Special
								
Standard	Standard	Special	Special					
								
Wood	Wood	Wood	Wood	Wood	Wood	Wood	Wood	Wood



Safety brake  **Optional**

Allows the screen to retract gradually, preventing dangerous impact if you lose grip of the handle bar!

- 1 SUPPORT SPRING**
Facilitates installation by pushing outwards when compressed, thereby holding the box in place.
- 2 MOBILE END CAP COVERS**
Special self-adjusting end cap covers able to rectify any out of square walls up to 4mm per side.
- 3 ANTI-WIND LATERAL RAIL**
Available as an optional, the anti-wind side rail patented by Bettio prevents mesh from becoming detached in strong winds.
- 4 CLIC-CLAK®**
The only certified system for opening flyscreens easily and safely by simply touching handle bar lightly.
- 5 INTERNAL SHOE**
This plastic component placed inside the side rail allows the handle bar to hook on firmly.
- 6 SQUARED BOX**
This model's universal design and small size enable it to easily fit any kind of frame.
- 7 HIGH VISIBILITY MESH**
A simple and effective solution that minimizes visual impact and increases the amount of light entering a room when the screen is closed.



ADJUSTMENTS:
0/+4mm on each side using the end caps




SUGGESTED INSTALLATION:
Door and window



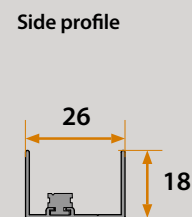
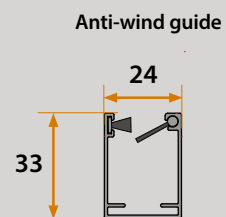

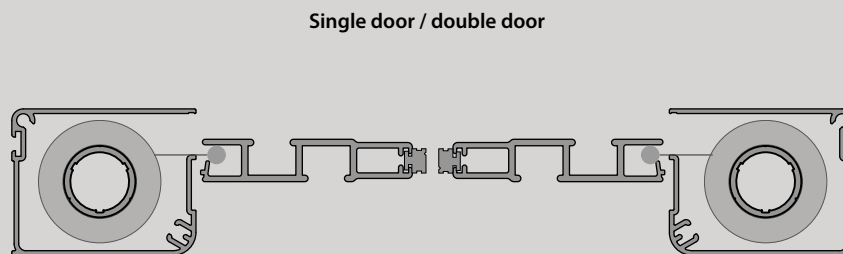
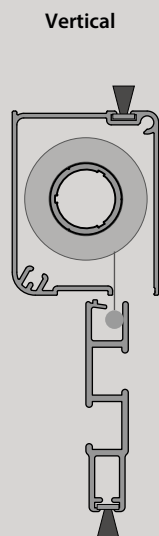
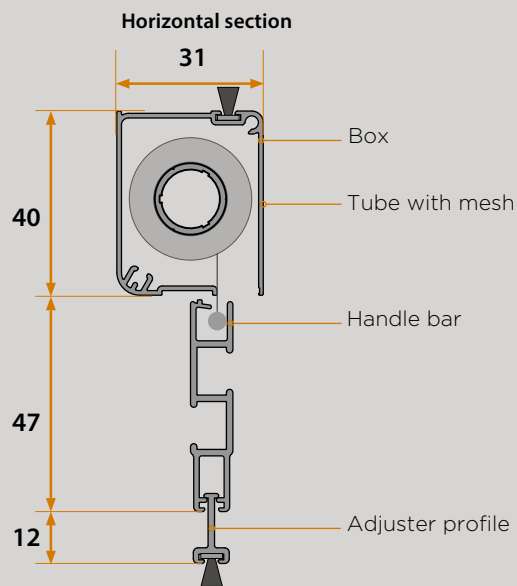
Mobile counter-caps



Anti-wind guide




Adjustable handle



CLIC-CLAK® SYSTEM



INTERNAL SHOES



SINGLE DOOR



DOUBLE DOOR



SUPPORT SPRING



WINDOW

Minimum: **550b** x **700h** mm
 Maximum: **1800b** x **1580h** mm
 (With brake: minimum base of 650 mm)



SINGLE DOOR

Minimum: **700b** x **960h** mm
 Maximum: **1580b** x **2450h** mm
 (With brake: minimum height of 1100 mm)



DOUBLE DOOR








Minimum: **1400b** x **960h** mm
 Maximum: **3160b** x **2450h** mm
 (With brake: minimum height of 1100 mm)



LIVING








A modern line of rolling up blinds perfectly fitting to the specific requirements of offices, hotels and also private houses. BETTIO LIVING is definitely the ideal completion for your interior decoration.

- > Spring or chain operated
- > Two different boxes
- > Can be used on doors and windows
- > Simple to assemble
- > Can be installed inside or outside the frame
- > Simple and modern design

 Vertical sliding	 Inside the frame or frontal installation on the frame	 Spring and chain operated	 33 / 41 mm box
COLOURS FOR PLASTIC ACCESSORIES			
 White	 Black	 Custom*	

*Custom: Visible plastic components can be provided according to the aluminum profiles. Contact us for an offer request.

Aluminum colors

						
RAL 9007 MATT 24	RAL 9010 MATT 24	RAL 1013 MATT 27	BRONZE PAINTED 66	GRIGIO MICHELANGELO 14	TESTA DI MORO 2001 MATT 9	ELOX 2000 MATT 3



ACQUA & SABBIA
Spring operated
33mm / 41mm



ARIA & TERRA
Chain operated
33mm / 41mm

- 1 TWO TYPES OF BOX**
 Acqua and Aria have a very small 33 mm box while Sabbia and Terra have a 41 mm box that can house thicker fabrics and can be used for bigger openings.
- 2 SPRING OR CHAIN OPERATION**
 You can choose the operation system that most suits your needs.
- 3 BLACKOUT AND SHADING FABRICS**
 A wide variety of commercial blackout and shading fabrics can be used.
- 4 CLOSING PROFILE**
 In the frontal frame solution a closing profile is provided.
- 5 PARTIAL CLOSING**
 Both models' side-guides have special stoppers inside that allow to stop the handle bar at the desired height.
- SMALL PRINT PROFILES**
 Very cured models from the aesthetical point of view, reduced size profiles and totally hidden screws are used.



ADJUSTMENTS:

-



SUGGESTED INSTALLATION:

On door and window frame



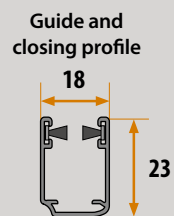
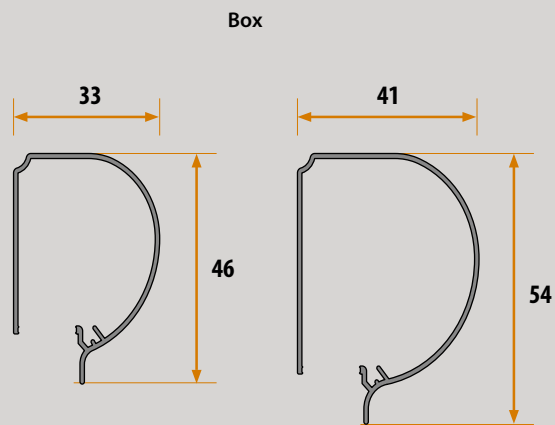
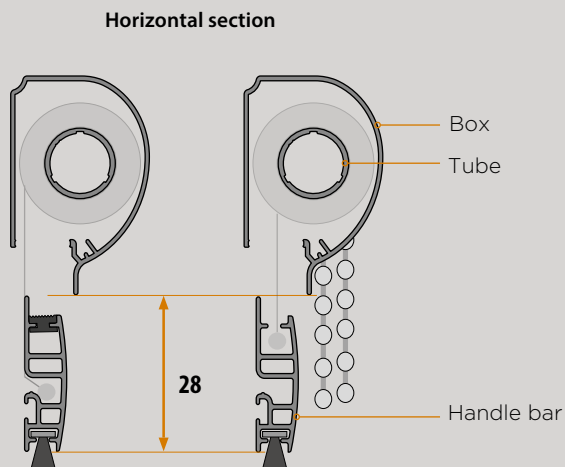
Variety of fabrics



33 and 41mm box



Partial closing



CHAIN OPERATION



EASY ASSEMBLING



QUICK MANUFACTURING



INSIDE FRAME INSTALLATION



FRONTAL INSTALLATION




DOOR AND WINDOW
According to the fabric type




MOOVICA

MOOVICA is a motorized flyscreen, silent and affordable. The screen handling is totally automatic. The box is only 60mm wide although it has to keep the motor inside. An additional 80 mm box is also available, which allows to reach a higher maximum height.


- > Completely automatic
- > Two different boxes
- > Can be used on doors and windows
- > Wide variety of accessories
- > Net and fabric fully supported




Vertical sliding



Recess and built-in installation




Motor operated

























60 / 80 mm box

COLOURS FOR PLASTIC ACCESSORIES


Grey

Aluminum colors

								
RAL 9010 GLOSS 4	SILVER PAINTED 55	SILVER OXIDIZED 2	GRIGIO MICHELANGELO 14	RAL 9001 GLOSS 33	RAL 1015 GLOSS 7	BRONZE PAINTED 66	TESTA di MORO 2001 MATT 9	MARRONE MICHELANGELO 11
Standard	Standard	Standard	Special	Special	Standard	Standard	Standard	Special
								
RAL 8017 MATT 39	ELIX 2000 MATT 5	VERDE MICHELANGELO 10	RAL 6005 MATT 40					
Standard	Standard	Special	Special					
								
ACACIA 21	IROKO 56	DOUGLAS 58	PINO 59	RENOLIT LIGHT 58	CILIEGIO 25	RENOLIT DARK 59	ROVERE 22	NOCE 60
Wood	Wood	Wood	Wood	Wood	Wood	Wood	Wood	Wood



- 1 TWO TYPES OF BOX**
A 60mm box is the standard type, 80mm is also available for bigger frames.
- 2 CABLED OR RADIO CONTROLLED MOTOR**
You can choose the operation system that most suits your needs.
- 3 BLACKOUT AND SHADING FABRICS**
In addition of the standard mosquito mesh, a wide variety of commercial blackout and shading fabrics can be used.
- 4 HANDLE BAR WITH ADJUSTER**
The special design of the handle bar assures a perfect closing fit.
- 5 TELESCOPIC SIDE GUIDES**
Installation and regulation of the screen always perfect with this special double side-guide also with very irregular walls.



ADJUSTMENTS:
+14mm with telescopic guides



SUGGESTED INSTALLATION:
Door and window




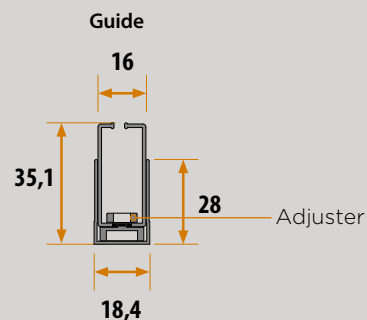
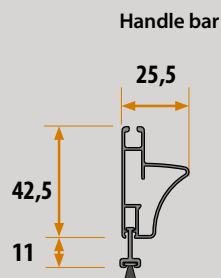
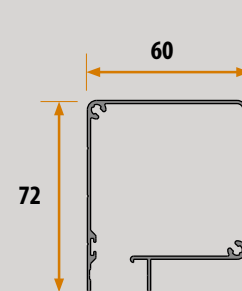
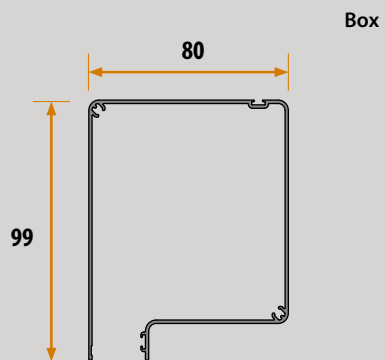
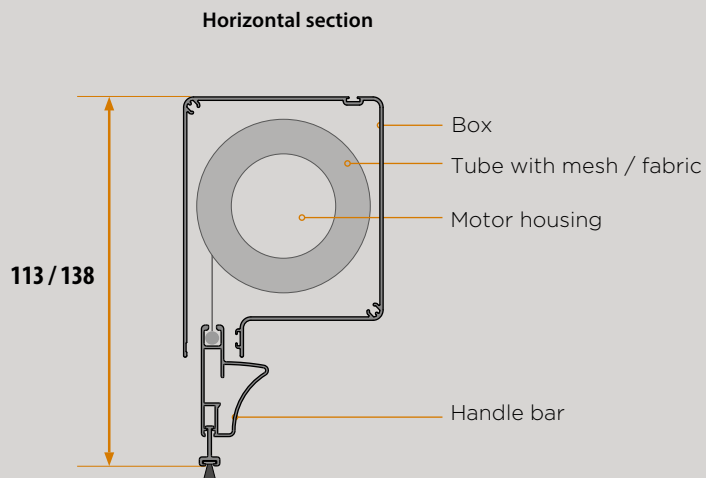
Handle bar with adjuster



Telescopic side guides



Mesh or fabric installation



STANDARD



BUILT-IN SYSTEM



EASY ASSEMBLING



CABLED / RADIO CONTROLLED MOTOR



WIDE VARIETY OF ACCESSORIES



DOOR AND WINDOW WITH NET
 60mm Box / UP TO H 1800mm
 Minimum: **640b** x **500h** mm
 Maximum: **3500b** x **1800h** mm



DOOR AND WINDOW WITH NET
 80mm Box / FROM H 1801mm
 Minimum: **670b** x **500h** mm
 Maximum: **3500b** x **2800h** mm



**RADIO CONTROLLED
RTS 433,42 MHz VERSION**



**RADIO CONTROLLED
IO 868-870 MHz VERSION**



**RADIO CONTROLLED
433,92 MHz VERSION**

CABLED VERSION

MOTORS

Altus 40 RTS

Motor with integrated radio control. Up, down and stop functions, and can be pre-programmed with "my" favourite position.



Sunea screen 40 io

The io-homecontrol® awning motor, with advanced functions: adjustable "soft close", "my" favorite position, Back impulse.



MOTORS

Radio controlled motor

230 V AC - 50 Hz radio controlled motor with integrated 433.42 MHz receiver. Limit switch adjustment by remote control. Possibility of electrically connecting several motors in parallel. Double insulation that does not require the connection of the earth wire. Degree of protection: IP44



Cabled motor

230V AC - 50Hz cabled motor
Cabled electronic limit switch.



REMOTE CONTROLS

SMOOVE ORIGIN RTS



For indoor use
80 x 80 x 10 mm
Weight: 0.75 Kg
Battery Voltage: 1.5 V
Protection Index: IP 30

SMOOVE ORIGIN io



For indoor use
80 x 80 x 10 mm
Weight: 0.75 Kg
Battery Voltage: 1.5 V
Protection Index: IP 30

SITUO RTS



To control up to 5 groups of motors
Up / My / Down buttons
"my" favorite position

5 Channels

SITUO io



To control up to 5 groups of motors
Up / My / Down buttons
"my" favorite position

5 Channels

REMOTE CONTROLS

1 channel remote control



Single-channel remote control for controlling a single flyscreen or a group of flyscreens, which will perform the same command.

5 channels remote control



Multichannel remote control (5 channels) for controlling flyscreens operated individually or in groups.

6 channel remote control with Timer



It allows the control manually the flyscreen (or of groups of flyscreens that move simultaneously), like a normal remote control or automatic: up to 6 automatic commands can be programmed for each day of the week with the possibility of creating different scenarios.

PROGRAMMER / SUPPLY DRIVER



Programmer for the correct regulation of the limit switch of the cabled motor, indispensable whenever the button on the motor is difficult to reach. Buy only after the first installation, it can be used again. Max. 3A

*Frequency of transmission: 433,42 MHz
Operating temperature range: 0° C / + 40° C
Range: 20 m with two interposed load-bearing walls
Battery type: 3V Lito / lithium CR 2430
Protection rate: IP30

TAHOMA

Control your home from a user-friendly interface



IFTTT



* not compatible with ASA and CAME motors

io - 2 ways (868-870 MHz)
io-homecontrol® tri-band two-way
with LBT (Listen Before Talk)
RTS (433Mhz)

Connections:
1x Ethernet RJ45
1x Micro-USB
1x USB port

Power:
USB 5VDC / 500mA
Power supply
110/230V- 50/60 Hz

Dimensions:
110 x 71,25 x 28,13 mm
Weight:
235gr



works with the
Google Assistant

Works with
Apple HomeKit

amazon alexa

- > View all your connected devices at a glance from the home screen.
- > Control them from your tablet, smartphone, computer, smart watch and even with a voice assistant.
- > "Scenario" to combine several equipment.
- > "Agenda" to plan the scenarios and play them automatically.
- > "Smart" to create automatic scenarios using sensors.





PANELS

A traditional but at the same time functional and efficient range of products able to offer different and optimal solutions depending on the destination of use. Exclusive systems that combine technology with the solidity of materials and accessories, presenting an aesthetically refined product.

- Fixed or manually operated
- Solutions for every type of door or window
- Several mesh types
- Adaptable for big dimensions
- Extremely simple to assemble
- Wide variety of accessories



ALICE
HINGED DOOR WITH
BACK SPRING



MAYA
SLIDING FLYSCREEN
WITHOUT GROUND RAIL



ELENA / LAURA
SLIDING PANELS







FIXED FRAME















ALICE

ALICE can be considered a real aluminum frame, absolutely suitable for doors: the pass through is easy since it is free from ground profile. It is available with a minimum of 1 and a maximum of 4 leaves.


- > Practical to use
- > Robust and durable
- > Different leaves
- > Several types of mesh: fiber glass, aluminum and stainless steel AISI 316L
- > Available also with 45cm bolt
- > Pet door

 Pivoting	 Recess installation	 Hand operated	 77mm max
--	---	---	--

Aluminum colors

								
RAL 9010 GLOSS 4 Special	SILVER PAINTED 12 Standard	GRIGIO MICHELANGELO 11 Special	RAL 1013 GLOSS 7 Standard	BRONZE PAINTED 66 Standard	TESTA DI MORO 2001 MATT 1 Special	MARRONE MICHELANGELO 15 Special	RAL 8017 MATT 36 Standard	ELOX 2000 MATT 5 Standard
								
VERDE MICHELANGELO 16 Special	RAL 6005 MATT 40 Special	ACACIA 21 Wood	CILIEGIO 20 Wood	ROVERE 22 Wood				

● Available colors while stocks last



- 1 Adjusting profile
- 2 Back spring hinge
- 3 Crossbar with knob
- 4 Subframe profile
- 5 Adjuster with grub screw
- 6 Pet door



ADJUSTMENTS:
8mm each width side



SUGGESTED INSTALLATION:
Doors

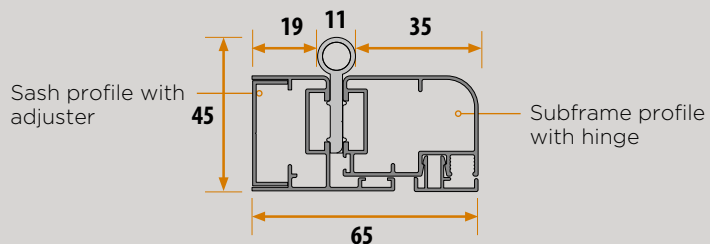
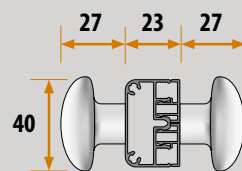
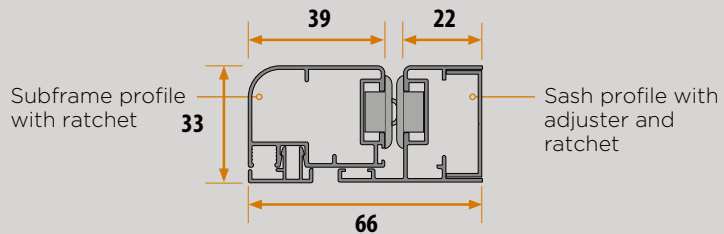
COLOURS FOR PLASTIC ACCESSORIES



Black

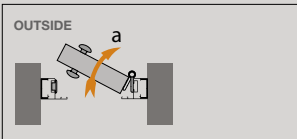
Horizontal section
Subframe profiles

Vertical section
Crossbar with knob

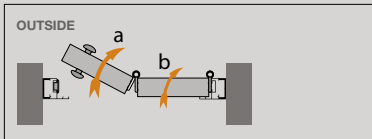


Opening types

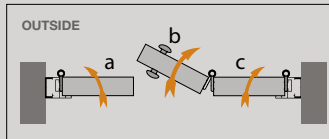
A1 (1 opening leaf)



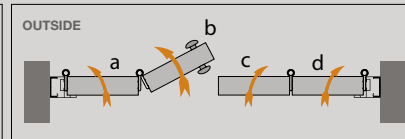
A5 (2 opening leaves)



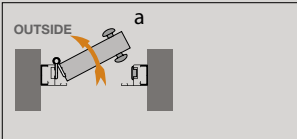
A9 (3 opening leaves)



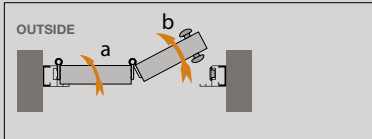
A13 (4 opening leaves)



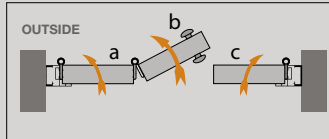
A2 (1 opening leaf)



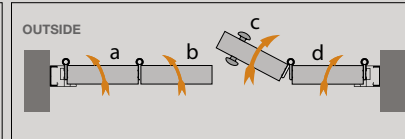
A6 (2 opening leaves)



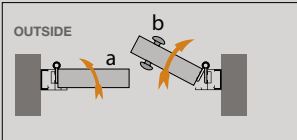
A10 (3 opening leaves)



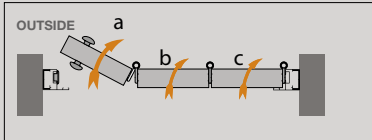
A14 (4 opening leaves)



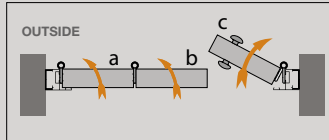
A3 (2 opening leaves)



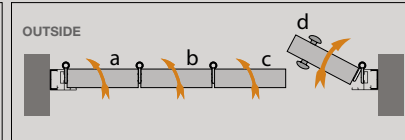
A7 (3 opening leaves)



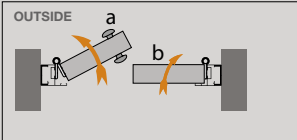
A11 (3 opening leaves)



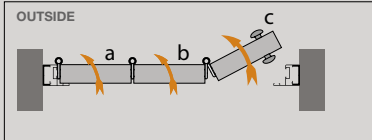
A15 (4 opening leaves)



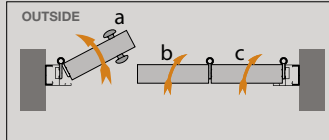
A4 (2 opening leaves)



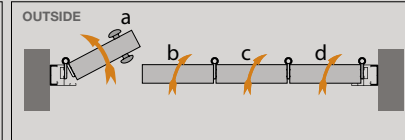
A8 (3 opening leaves)



A12 (3 opening leaves)



A16 (4 opening leaves)



Min / max size

Opening	Minimum size	Maximum size
A1 - A2	300 x 700mm*	1200 x 2500mm
A3 - A4	650 x 700mm	2400 x 2500mm
A5 - A6	650 x 700mm	1600 x 2500mm
A7 - A8	900 x 700mm	1600 x 2500mm
A9 - A10 - A11 - A12	900 x 700mm	2400 x 2500mm
A13 - A14	1200 x 700mm	3200 x 2500mm
A15 - A16	1200 x 700mm	2400 x 2500mm

*Minimum width of pet door option:
-Swing1 366mm
-Swing11 463mm.







DOOR AND WINDOW
According to the opening type







MAYA

MAYA is a lateral sliding multi panels screen. The strong and resistant profiles allow to cover very big openings. Free of ground guides, it's very functional and easy to operate

- > Different leaves
- > Built-in handle
- > Several types of mesh: fiber glass, aluminum and stainless steel AISI 316L

 Horizontal sliding	 Recess installation	 Hand operated	 Depending of the opening type
--	---	---	---

Aluminum colors

					
RAL 9010 GLOSS 4	SILVER PAINTED 55	GRIGIO MICHELANGELO 11	BRONZE PAINTED 66	RAL 8017 MATT 38	RAL 6005 MATT 90
Standard	Standard	Special	Standard	Standard	Special

● Available colors while stocks last



- 1 Adjusting profile
- 2 2 or 3 tracks upper guide
- 3 2 or 3 channels lateral rebate
- 4 Adjusting profile
- 5 Adjuster with grub screw
- 6 Ground plate



ADJUSTMENTS:
8mm each width side
8mm on height

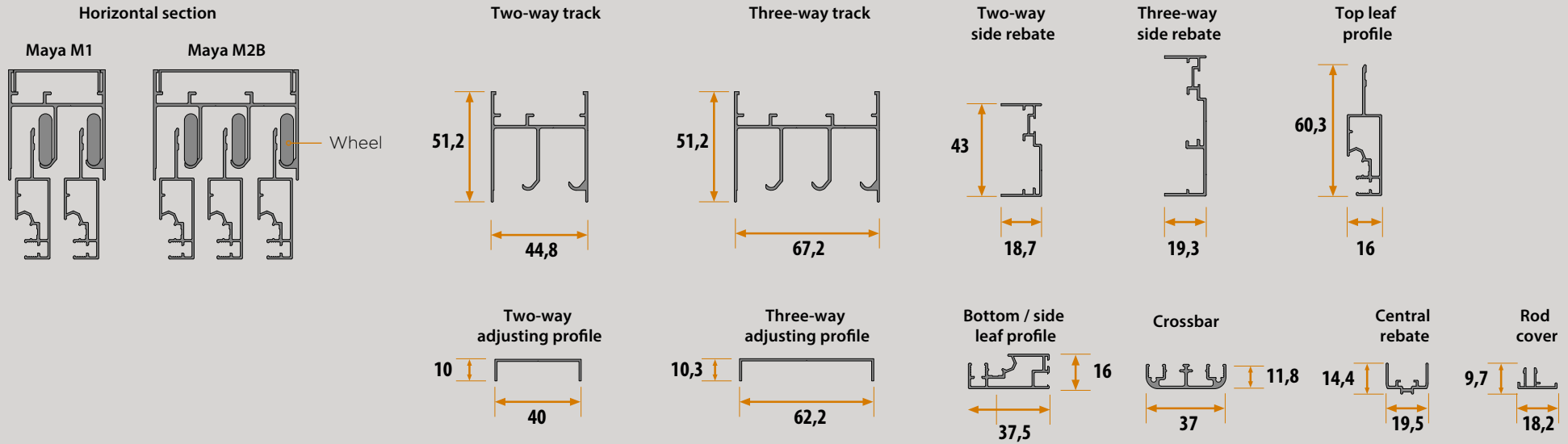


SUGGESTED INSTALLATION:
Doors


COLOURS FOR PLASTIC ACCESSORIES



Black



Opening types



Min / max size

Opening	Minimum width	Maximum width	Maximum height
M1b - M2b	500mm	1200mm	2500mm
M1 - M2 - M13	1000mm	2400mm	2500mm
M3 - M4	1500mm	3600mm	2500mm
M5 - M6 - M11	2000mm	4800mm	2500mm
M7 - M8	2500mm	4800mm	2500mm
M9 - M10 - M12	3000mm	4800mm	2500mm







DOOR AND WINDOW
According to the opening type















ELENA / LAURA

Elena and Laura are panel screens with lateral or vertical sliding and can be installed also in case of small room available. Both models slide in the external sash and therefore are easy to operate.


- > Different leaves
- > Built-in handle
- > Adjustment: lateral along the two heights
- > Several types of mesh: fiber glass, aluminum and stainless steel AISI 316L

 Horizontal and vertical sliding	 Recess installation	 Hand operated	 Depending of the opening type
---	---	---	---

Aluminum colors

								
<small>Special</small>	<small>Special</small>	<small>Special</small>	<small>Special</small>	<small>Special</small>	<small>Special</small>	<small>Special</small>	<small>Special</small>	<small>Special</small>
								
<small>Special</small>	<small>Special</small>	<small>Wood</small>	<small>Wood</small>	<small>Wood</small>				

● Available colors while stocks last



- 1 2 or 3 tracks sash profile
- 2 Plastic angle bar for sash
- 3 Adjuster with grub screw
- 4 Crossbar
- 5 Adjusting profile for 2 or 3 channels sash
- 6 Leaves



ADJUSTMENTS:
6mm each with adjuster profiles

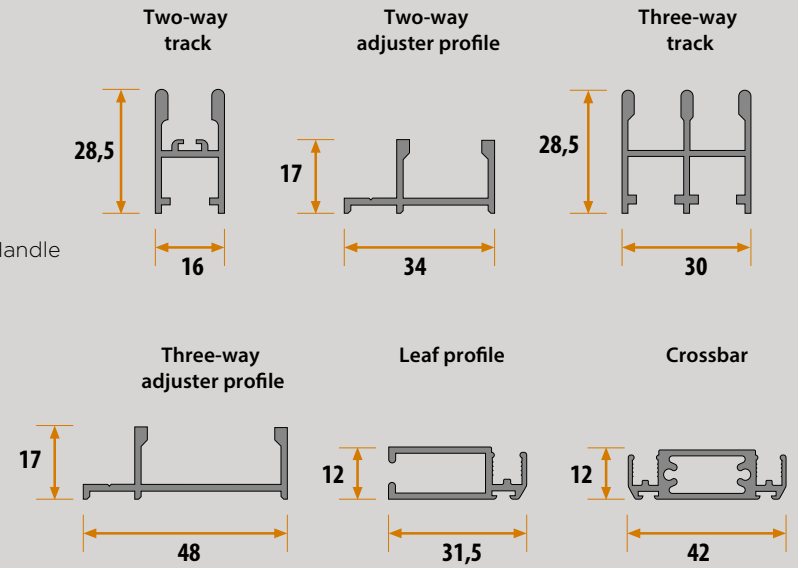
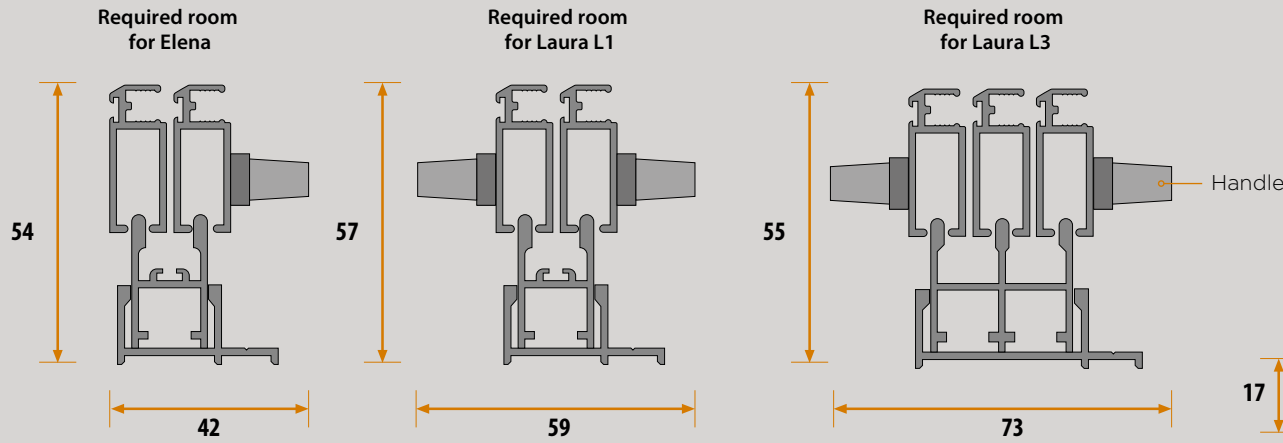


SUGGESTED INSTALLATION:
Doors and windows

COLOURS FOR PLASTIC ACCESSORIES

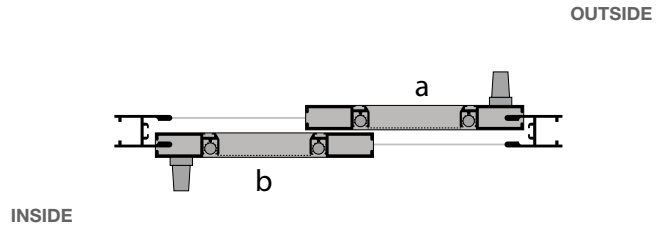


Black

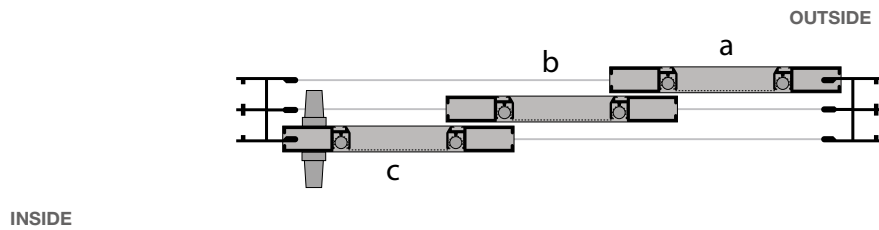


Opening types

L1 opening option (2 leaves on 2 tracks)



L3 opening option (3 leaves on 3 tracks)



Min / max size

Opening	Minimum width	Maximum width	Maximum height
Elena	300mm	1100mm	1800mm
Laura L1	600mm	2200mm	2300mm
Laura L3	900mm	3300mm	2300mm




DOOR AND WINDOW
According to the opening type


FIXED FRAME

A very thin product suggested for the installation where you don't need a rolling flyscreens.


- > Several types of mesh: fiber glass, aluminum and stainless steel AISI 316L
- > Crossbar: highly suggested for widths / heights bigger than 2 meters.
- > Magnet fixing
- > Perimetric brush with double tape
- > Pet door




Fixed



Recess and surface mount installation




























-



Doors and windows

Aluminum colors

								
Standard	Standard	Standard	Special	Special	Special	Special	Standard	Standard
								
Special	Special	Special	Special	Special	Special			
								
Wood	Wood	Wood	Wood	Wood	Wood	Wood	Wood	Wood



- 1 Frame profile
- 2 Rod
- 3 L shaped angle bar
- 4 T shaped angle bar
- 5 Perimetric brush with double tape
- 6 Magnet



ADJUSTMENTS:

-



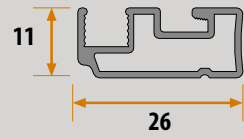
SUGGESTED INSTALLATION:

Doors and windows

COLOURS FOR PLASTIC ACCESSORIES




Frame profile



PET DOOR




MAGNET CLOSING





ANGLE BARS



SEVERAL MESH TYPES



EASY INSTALLATION



2021

Bettio zanzariere
flyscreens

30020 Marcon (VE)
Tel. +39 041 5951443
Fax +39 041 5951446
export@bettio.it
www.bettio.it